

# ABC Company, Inc. Deferred Compensation Plan (Post 409A)

Online Statement of Account: 09/30/2003 - 02/06/2013 for



## ACCOUNT SUMMARY

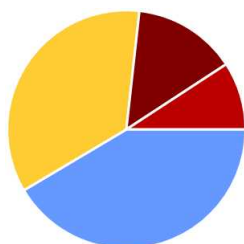
<b>Beginning Value</b> (as of 09/30/2003)	<b>\$186,766.68</b>
Contributions	\$161,405.00
Fund transfers	-\$186,306.31
Market Fluctuation	\$86,397.67
<b>Ending Value</b> (as of 02/06/2013)	<b>\$248,263.04</b>

## PERSONAL INFORMATION

Name:	
Address:	
City, State, Zip:	

## ASSET ALLOCATION

for ALL FUNDS as of 02/06/2013



● 41.5% International Value	\$102,967.16
● 35.3% International Equity	\$87,576.09
● 14.0% Aggressive	\$34,844.00
● 9.2% Small Blend	\$22,875.79
<b>TOTAL</b>	<b>\$248,263.04</b>

## PERSONAL CUMULATIVE RETURNS

for ALL FUNDS as of 02/06/2013



Cumulative personal rate of return during period: 37.1%  
(Annualized Return: 3.4%)

## ACTIVITY BY FUND

Name	Beginning Value	Contributions	Fund Transfers	Market Change	Ending Value	Ending Units
Managers Special Equity M	\$0.00	\$0.00	\$20,736.71	\$2,139.08	\$22,875.79	<b>353.567</b>
Model Portfolio - Aggressive	\$0.00	\$0.00	\$29,143.25	\$5,700.75	\$34,844.00	<b>1,981.956</b>
Model Portfolio - Conservative	\$143,498.39	\$0.00	-\$207,367.13	\$63,868.74	\$0.00	<b>0.000</b>
Model Portfolio - Moderate/Aggressive	\$43,268.29	\$133,905.00	-\$186,306.31	\$9,133.02	\$0.00	<b>0.000</b>
PIMCO Real Return Admin	\$0.00	\$13,750.00	-\$14,365.59	\$615.59	\$0.00	<b>0.000</b>
T Rowe Price Equity Income R	\$0.00	\$13,750.00	-\$14,777.66	\$1,027.66	\$0.00	<b>0.000</b>
Templeton Foreign A	\$0.00	\$0.00	\$103,683.57	-\$716.41	\$102,967.16	<b>14,401.002</b>
William Blair International Growth N	\$0.00	\$0.00	\$82,946.85	\$4,629.24	\$87,576.09	<b>3,794.458</b>
<b>TOTALS</b>	<b>\$186,766.68</b>	<b>\$161,405.00</b>	<b>-\$186,306.31</b>	<b>\$86,397.67</b>	<b>\$248,263.04</b>	

## ACCOUNT ACTIVITY

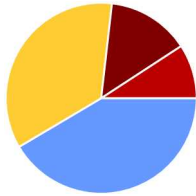
Name	Beginning Value	Contributions	Fund Transfers	Market Change	Ending Value
Janie College Fund	\$186,766.68	\$133,905.00	-\$186,306.31	\$79,053.67	\$213,419.04

# ABC Company, Inc. Deferred Compensation Plan (Post 409A)

Online Statement of Account: 09/30/2003 - 02/06/2013 for

Name	Beginning Value	Contributions	Fund Transfers	Market Change	Ending Value
Retirement / Termination Account	\$0.00	\$27,500.00	\$0.00	\$7,344.00	\$34,844.00
<b>TOTALS</b>	<b>\$186,766.68</b>	<b>\$161,405.00</b>	<b>-\$186,306.31</b>	<b>\$86,397.67</b>	<b>\$248,263.04</b>

## INVESTMENT ALLOCATION GROUPED BY ASSET CLASS



Ending Balance		Investments Grouped by Asset Class
\$102,967.16	41.5%	<b>International Value</b> ● Templeton Foreign A
\$87,576.09	35.3%	<b>International Equity</b> ● William Blair International Growth N
\$34,844.00	14.0%	<b>Aggressive</b> ● Model Portfolio - Aggressive
\$22,875.79	9.2%	<b>Small Blend</b> ● Managers Special Equity M
<b>\$248,263.04</b>	<b>100.0%</b>	<b>Total as of 02/06/2013</b>

## CONTRIBUTION ALLOCATION

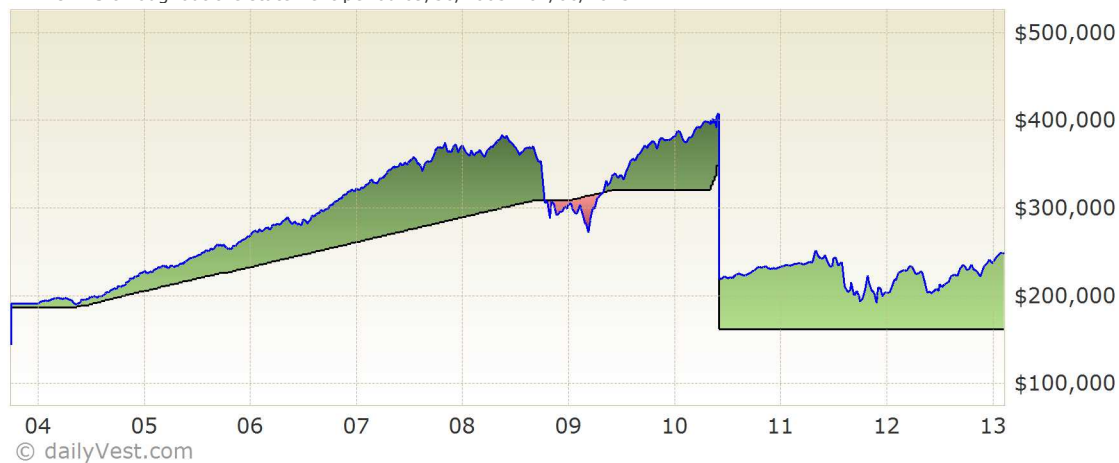


Ending Balance		Sub-Account	Report Period Contributions
\$213,419.04	86.0%	● Janie College Fund	\$133,905.00
\$34,844.00	14.0%	● Retirement / Termination Account	\$27,500.00
<b>\$248,263.04</b>	<b>100.0%</b>	<b>Total as of 02/06/2013</b>	<b>\$161,405.00</b>

## A CLOSER LOOK AT YOUR PERFORMANCE

### Total Investment ● vs. Account Value ●

for ALL FUNDS throughout the statement period 09/30/2003 - 02/06/2013



Total net deferrals made during statement period: **\$18,366.98**. Change in market value over this period: **\$104,764.65**.

# ABC Company, Inc. Deferred Compensation Plan (Post 409A)

Online Statement of Account: 09/30/2003 - 02/06/2013 for

## Monthly, Quarterly and Annual Personal Rates of Return

for ALL FUNDS throughout the statement period 09/30/2003 - 02/06/2013

Year	YTD	Jan	Feb	Mar	Apr	May	Jun	Jul	Aug	Sep	Oct	Nov	Dec
2013	4.0949%	4.3841%	n/a	n/a	n/a	n/a	n/a	n/a	n/a	n/a	n/a	n/a	n/a
		Q1 n/a			Q2 n/a			Q3 n/a			Q4 n/a		
2012	17.0394%	6.5400%	5.6524%	0.6311%	-1.7095%	-10.6439%	4.9520%	1.2603%	3.3674%	3.0511%	0.1833%	1.6872%	2.0104%
		Q1 13.2722%			Q2 -7.8219%			Q3 7.8636%			Q4 3.9216%		
2011	-12.6128%	0.4706%	1.0764%	0.2657%	5.8871%	-2.0354%	-1.7179%	-1.9339%	-9.3375%	-10.3968%	11.4765%	-2.6863%	-2.5927%
		Q1 1.8220%			Q2 1.9499%			Q3 -20.3346%			Q4 5.6692%		
2010	3.6877%	-1.3364%	1.1467%	3.3495%	1.3508%	-4.3015%	-1.2516%	2.0006%	-0.2452%	2.4983%	1.7659%	-0.9776%	1.2099%
		Q1 3.1376%			Q2 -4.3932%			Q3 4.2926%			Q4 1.9902%		
2009	20.7393%	-3.6780%	-5.0463%	5.1262%	5.8384%	4.6869%	0.1441%	4.4661%	2.2917%	2.7937%	-0.9339%	2.6977%	1.0302%
		Q1 -3.7846%			Q2 10.9205%			Q3 9.8456%			Q4 2.7869%		
2008	-22.3761%	-2.1475%	-0.4976%	-0.4984%	2.0844%	0.8019%	-3.9353%	-1.2505%	0.0385%	-6.8090%	-10.9098%	-3.8527%	3.1065%
		Q1 -3.1092%			Q2 -1.1842%			Q3 -7.9673%			Q4 -11.6812%		
2007	6.2896%	0.7386%	0.1164%	0.8715%	2.0931%	1.4545%	-0.4125%	-1.0818%	0.1427%	2.6446%	1.8072%	-1.6847%	-0.3963%
		Q1 1.7359%			Q2 3.1328%			Q3 1.7044%			Q4 -0.3184%		
2006	8.8544%	1.9452%	-0.1032%	0.3477%	0.9873%	-1.4374%	-0.1456%	0.6137%	1.5402%	0.8387%	1.7125%	1.7000%	0.4928%
		Q1 2.1804%			Q2 -0.6181%			Q3 3.0224%			Q4 3.9415%		
2005	5.3157%	-0.8825%	1.0582%	-0.7752%	-0.3320%	1.5728%	0.8105%	1.2515%	0.9330%	0.3144%	-1.5851%	1.4368%	1.3338%
		Q1 -0.6091%			Q2 2.0679%			Q3 2.5089%			Q4 1.1880%		
2004	9.2552%	1.2495%	1.5102%	0.4355%	-2.7035%	0.5035%	1.1372%	-0.7348%	1.2515%	0.9049%	1.1675%	2.0339%	1.9977%
		Q1 3.2261%			Q2 -1.0785%			Q3 1.4384%			Q4 5.2971%		
2003	n/a	n/a	n/a	n/a	n/a	n/a	n/a	n/a	n/a	n/a	0.0000%	0.0000%	0.0000%
		Q1 n/a			Q2 n/a			Q3 n/a			Q4 0.0000%		

Cumulative personal rate of return during period: 37.1%  
(Annualized Return: 3.4%)

The figures and balances contained within this electronically generated statement are based on the most up to date information currently available. Historical balances, including beginning and ending balances, investment gain or loss, and personal rate of return figures may vary when compared to historical statements found in the statement archive section of plandestination.com.